

Be A **PRE-WINNER!**

with Mobile ePlaySlips

**If time is money, then saving it makes you a pre-winner.
All that's left to do is win (for real).**

What are Mobile ePlaySlips?

Instead of filling out a paper bet slip with a pencil, players are now able to fill out a digital playslip directly on their smartphone through the Ohio Lottery app.

How do Mobile ePlaySlips benefit retailers?

Using Mobile ePlaySlips creates a smoother checkout experience for customers & retailers of the Ohio Lottery. Customers completing ePlaySlips via the app means less crowded Playstations where retailers have to continuously clean, restock, and organize the papers and pens. The app provides a barcode once a customer is ready to pay so all retailers have to do is scan to checkout.

How do Mobile ePlaySlips benefit players?

The Ohio Lottery app simplifies the process so that anyone can easily play their favorite Ohio Lottery Games. Once players have downloaded the app, it's easier than ever for them to fill out an ePlaySlip which they can do at home or on-the-go. The app even provides a map showing the closest retailer locations once they're ready to come in and scan.

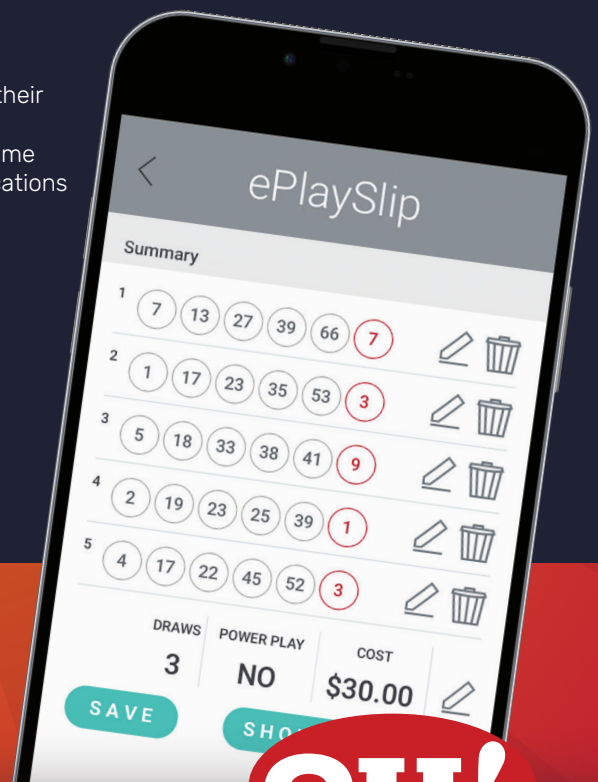
What games are available through Mobile ePlaySlips?

All the same fan-favorite Draw Games:

Pick 3, Pick 4, Pick 5, KENO, The Lucky One, Mega Millions, Powerball, Classic Lotto, Rolling Cash 5 and all EZPLAY® games!

**Introduce Mobile ePlaySlips to
your customers today!**

(Step by step instructions on back)



OHILOTTERY.COM

Keep it Fun Ohio.com

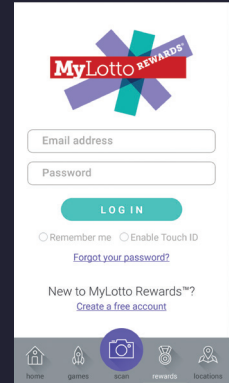

Play Responsibly. Need Help? 1.800.589.9966
Lottery players are subject to Ohio laws and Commission regulations.

OH!
LOTTERY®

Step by Step Guide to Using Mobile ePlaySlips on the Ohio Lottery App


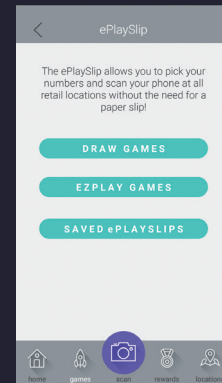
Step 1: How to Begin

Open the Ohio Lottery app. Tap **ePlaySlips** on the bottom half of the screen.



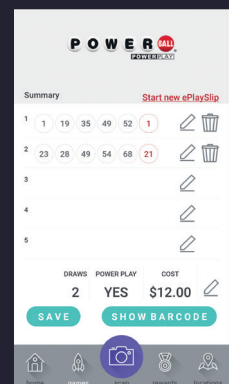
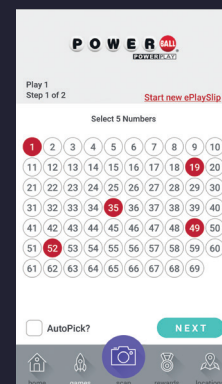
Step 2: Filling Out an ePlaySlip

Select **ePlaySlip** and choose between **Draw Games** and **EZPLAY Games**. This is where you can access all of your saved ePlaySlips for Draw games. If you select **EZPLAY Games** you will not have to select numbers, this simply pulls up a barcode to scan & pay.



Step 3: Draw Game ePlaySlips

After clicking **Draw Games**, select which draw game you want to play. Depending on which game you select, on-screen prompts will take you through steps to complete an **ePlaySlip**. You may either **Save** the ePlayslip or click **Show Barcode** to play at the cashier or Self-Serve Kiosk.



It's really that easy and quick!
A real time-saver that makes you a pre-winner!



Scan to Download the Ohio Lottery App

Or visit: OhioLottery.com/Games/mobile-app

